





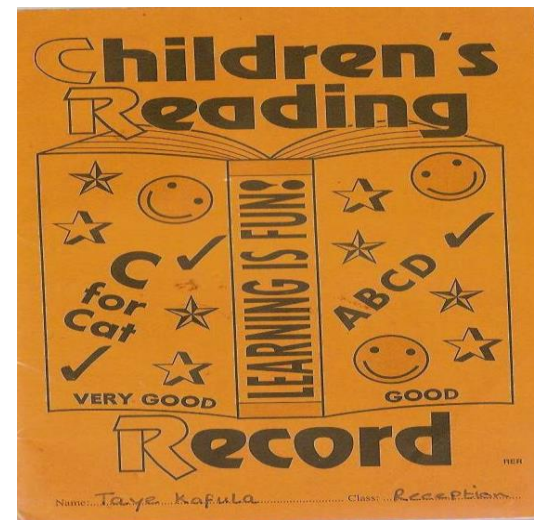

# READING WORKSHOP




# Home School Reading




- Your child will have a reading book.
- RECEPTION : Phonics and Reading book
- Please bring your child's book bag to school each day.
- Please complete your child's reading record with a comment when you hear your child read.




# EXAMPLES OF READING COMMENTS




Date	Book and Page Number	Remarks
06/09.	A2 Cars	Well done Taye you knew all your letter sounds. <i>AM</i>
07/09	A2 Cars	Super letter sounds Taye. You understand the letters make up words. <i>AW</i>
09/09	A2 train	Well done Taye has read his letters and pronounced the words <i>AM</i>
11/09	A2 train	Taye has worked hard to say the letters <i>AM</i>
12/09	A2 train	Taye can now recognise some words <i>AM</i>
13/09.	A2 train	Wow! Keep practising Taye. Great progress Taye <i>AM</i>



# Your Child's Reading



- In Reception your child will be heard to read by your child's class teacher in a group and individually, on alternate weeks.
- Your child's book will also be changed daily if their book has been signed by an adult to say they have read at home
- If you feel that your child may need to keep the same book. Please just write a note and the book wont be changed.



# Your Child's Reading





- Your child will take part in a **Guided Reading** group with their teacher every other week. This will include the teaching of reading strategies and behaviours.
- This book will be at an appropriate level so that there are teaching points to develop their reading.
- The book that your child brings home will be at a level appropriate for **independent reading** and is for enjoyment and discussion with yourselves.



# Letters and Sounds Books




- In Reception and Year 1 your child will have a book which is introduced as they learn the sounds of the letters (phonemes).
- These books are for the children to practise sound talking and blending words. Please encourage your child to use letter sounds when reading and blending.
- **Camera books** - these books contain tricky words which the children can not sound out but simply have to learn on sight.





# Reading Books



- In Reception: Children will begin with discussion books.
- There are hints in the back to help you know what to talk about with your child
- Children will then move onto books with words. It is very important that the children learn to point to each word as they read, with their index finger, and this should be encouraged at home.
- Encourage children to sound out words, remember tricky words, and use picture clues to help them work out words.



A cat came out  
and they all ran away.



# Reading Strategies





- Encourage your child to use the things which they already understand, eg picture clues, phonic knowledge, known letters and words and sense of meaning.
- Tell your child the words which are too tricky, eg names, unusual words.
- At the end of the story, ask your child if they can tell you the beginning, middle and end and answer simple questions.
- Most of all, make it fun!






# STRIVE FOR FIVE

As a school we are promoting reading. If a child reads five times in a week at home and their reading diary has been signed they will receive a raffle ticket. The tickets are drawn in assembly on a Friday and the winning child gets to choose a book.



# Parent Secret Reader



- Every Friday at 2.45pm we invite a parent to come and read/share a story with the class
- The children are not told who the parent reader is going to be so it is a lovely surprise for them when it is their mummy, daddy, grandma or grandpa who walks through the door.
- The story needs to be a picture book and must not contain witches or wizards.
- Please see your child's class teacher to book a secret reader spot !!!!

